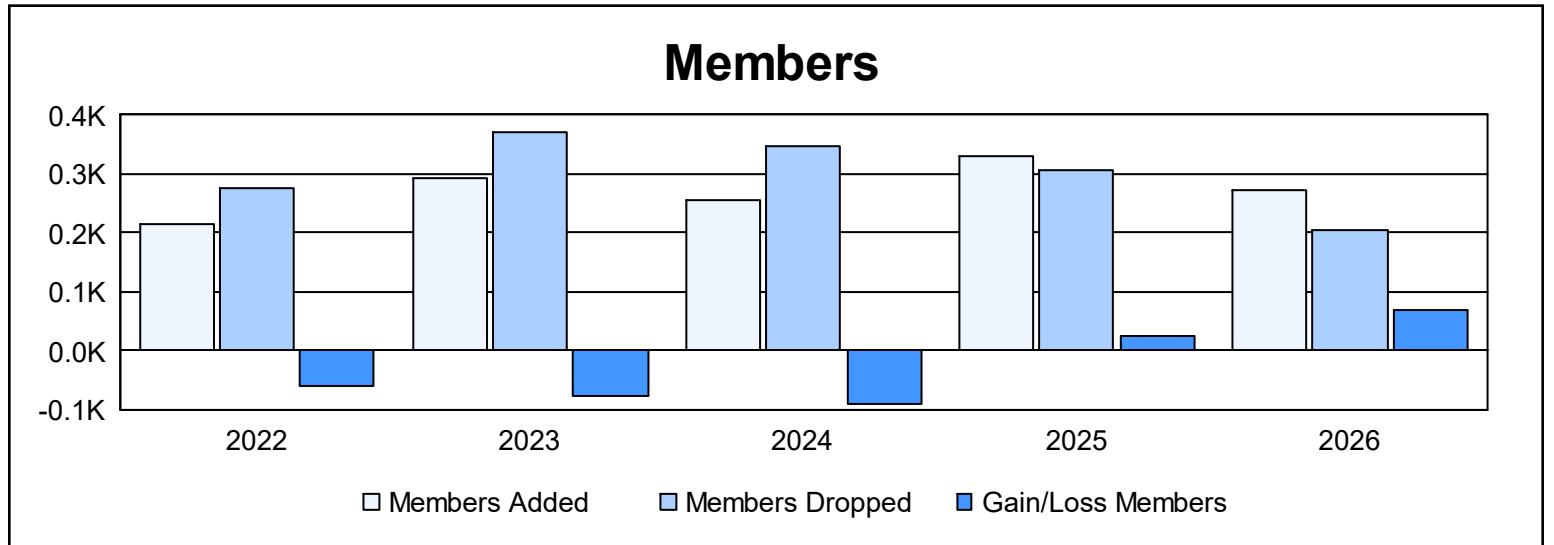
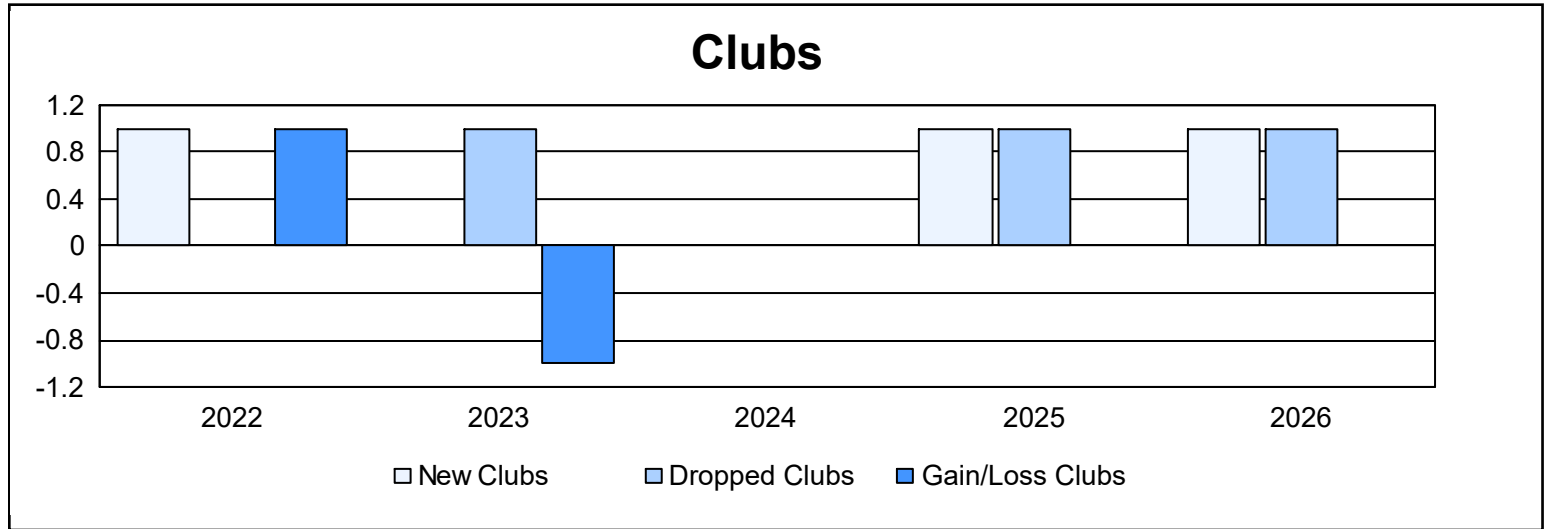
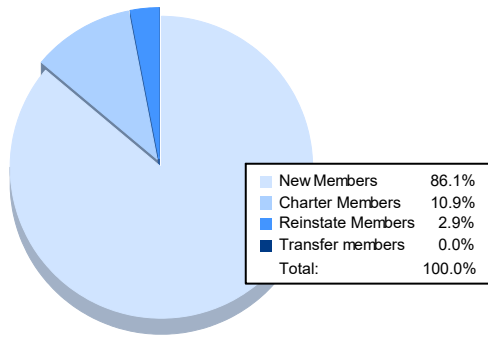


Year	New Clubs	Dropped Clubs	Gain/ Loss Clubs	New Members	Charter Members	Reinstate Members	Transfer Members	Total Member Added	Total Members Dropped	Gain/ Loss Members
2021-2022	1	0	1	186	22	8	0	216	276	-60
2022-2023	0	1	-1	287	0	7	0	294	372	-78
2023-2024	0	0	0	246	1	5	3	255	346	-91
2024-2025	1	1	0	275	26	27	3	331	307	24
2025-2026	1	1	0	236	30	8	0	274	205	69
<b>Average</b>	<b>1</b>	<b>1</b>	<b>0</b>	<b>246</b>	<b>16</b>	<b>11</b>	<b>1</b>	<b>274</b>	<b>301</b>	<b>-27</b>



### Membership Composition April 2026 Cumulative



### Gender Composition April 2026 Cumulative

